

COINS & MEDALS: Top London auction houses in 2023

Source: Antiques Trade Gazette

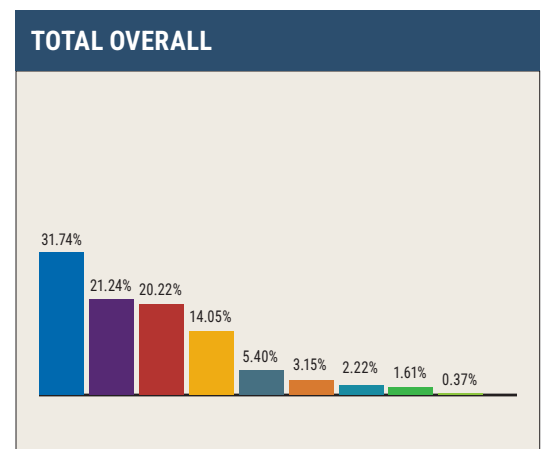
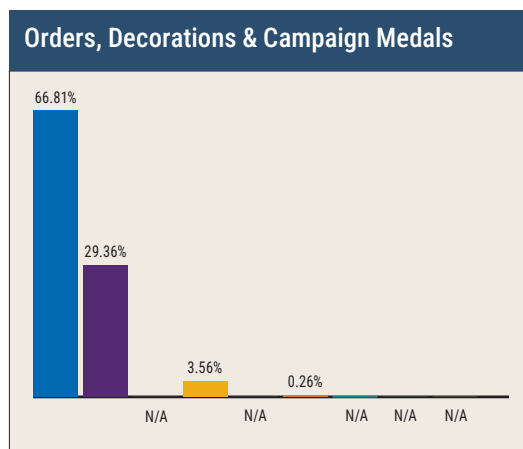
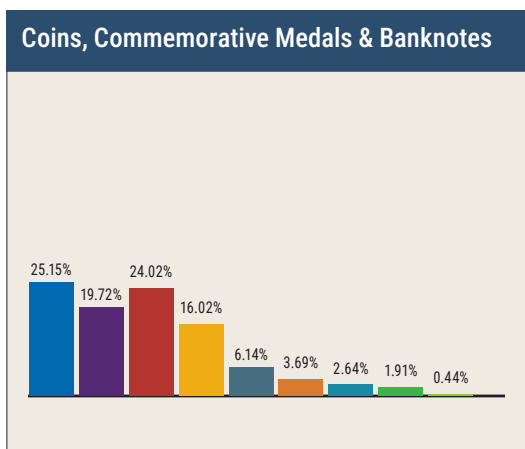
Coins, Commemorative Medals & Banknotes				
Auction House	HAMMER Market Share	YoY (%) YoY (+/-)	LOTS Market Share	YoY (%) YoY (+/-)
Noonans	£13,047,295 25.15%	79.03 10.75	25,037 34.44%	54.3 12.47
Spink	£10,230,550 19.72%	-21.7 -6.09	12,592 17.32%	-28.2 -6.24
Roma	£12,465,657 24.02%	-24.41 -8.55	26,395 36.31%	-1.08 0.19
Morton & Eden	£8,314,380 16.02%	130.56 8.9	1464 2.01%	-26.43 -0.68
St James's	£3,325,384 6.41%	-45.55 -5.65	N/A N/A	N/A N/A
Baldwin's	£1,913,545 3.69%	9.25 0.23	2844 3.91%	42.77 1.22
Sovereign Rarities	£1,367,288 2.64%	-9.98 -0.36	1211 1.67%	33.08 0.43
Harmers	£992,500 1.91%	102.87 0.95	1099 1.51%	136.85 0.88
Timeline	£230,895 0.44%	-26.42 -0.17	2059 2.83%	-28.18 -0.01
TOTAL	£51,887,494		72,701	
YoY (%)	2.48%		-1.58%	

Orders, Decorations & Campaign Medals				
Auction House	HAMMER Market Share	YoY (%) YoY (+/-)	LOTS Market Share	YoY (%) YoY (+/-)
Noonans	£6,514,035 66.81%	-3.45 10.56	8200 63.51%	2.5 7.06
Spink	£2,862,385 29.36%	-25.84 -2.83	3909 30.28%	-24.29 -6.16
Roma	N/A N/A	N/A N/A	N/A N/A	N/A N/A
Morton & Eden	£347,440 3.56%	-70.96 -6.41	715 5.54%	8.83 0.90
St James's	N/A N/A	N/A N/A	N/A N/A	N/A N/A
Baldwin's	£25,620 0.26%	-86.29 -1.3	87 0.67%	-72.64 -1.57
Sovereign Rarities	N/A N/A	N/A N/A	N/A N/A	N/A N/A
Harmers	N/A N/A	N/A N/A	N/A N/A	N/A N/A
Timeline	N/A N/A	N/A N/A	N/A N/A	N/A N/A
TOTAL	£9,749,480		12,911	
YoY (%)	-18.71%		-8.89%	

TOTAL OVERALL PER AUCTION HOUSE				
Auction House	HAMMER Market Share	YoY (%) YoY (+/-)	LOTS Market Share	YoY (%) YoY (+/-)
Noonans	£19,561,330 31.74%	39.38 9.32	33,237 38.82%	37.20 11.31
Spink	£13,092,935 21.24%	-22.64 -5.79	16,501 19.27%	-27.31 -6.51
Roma	£12,465,657 20.22%	24.41 -6.11	26,395 30.83%	-1.08 0.52
Morton & Eden	£8,661,820 14.05%	80.36 6.38	2179 2.55%	-17.68 -0.46
St James's	£3,325,384 5.40%	-45.57 -4.36	N/A N/A	N/A N/A
Baldwin's	£1,939,165 3.15%	0.03 0.05	2931 3.42%	26.88 0.80
Sovereign Rarities	£1,367,288 2.22%	-9.98 -0.21	1211 1.41%	33.08 0.38
Harmers	£992,500 1.61%	102.87 0.83	1099 1.28%	136.85 0.76
Timeline	£230,895 0.37%	-26.42 -0.13	2059 2.41%	-28.18 -0.85
TOTAL	£61,636,974		85,612	
YoY (%)	-1.57%		-2.76%	

Numbers based on totals reported to ATG by auction houses, we do not audit the numbers submitted to us. Year-on-year figures show changes for equivalent figures for 2022 as published last year in ATG 2580. Figures for market share change show the year-on-year change in percentage points against the whole market. Notes: (i) TimeLine holds most of its auctions in Harwich, Essex, but maintains premises in Berkeley Square, London. (ii) Bonhams closed its coins and medals department part-way through 2022 so no longer appears in this table.

HAMMER MARKET SHARE: Across London's numismatic auctions



Spink Roma Noonans St James's Morton & Eden Baldwin's Sovereign Rarities Harmers TimeLine

MARKET SIZE: Total annual hammer value at London's coins & medals auctions (banknotes added in 2014)

